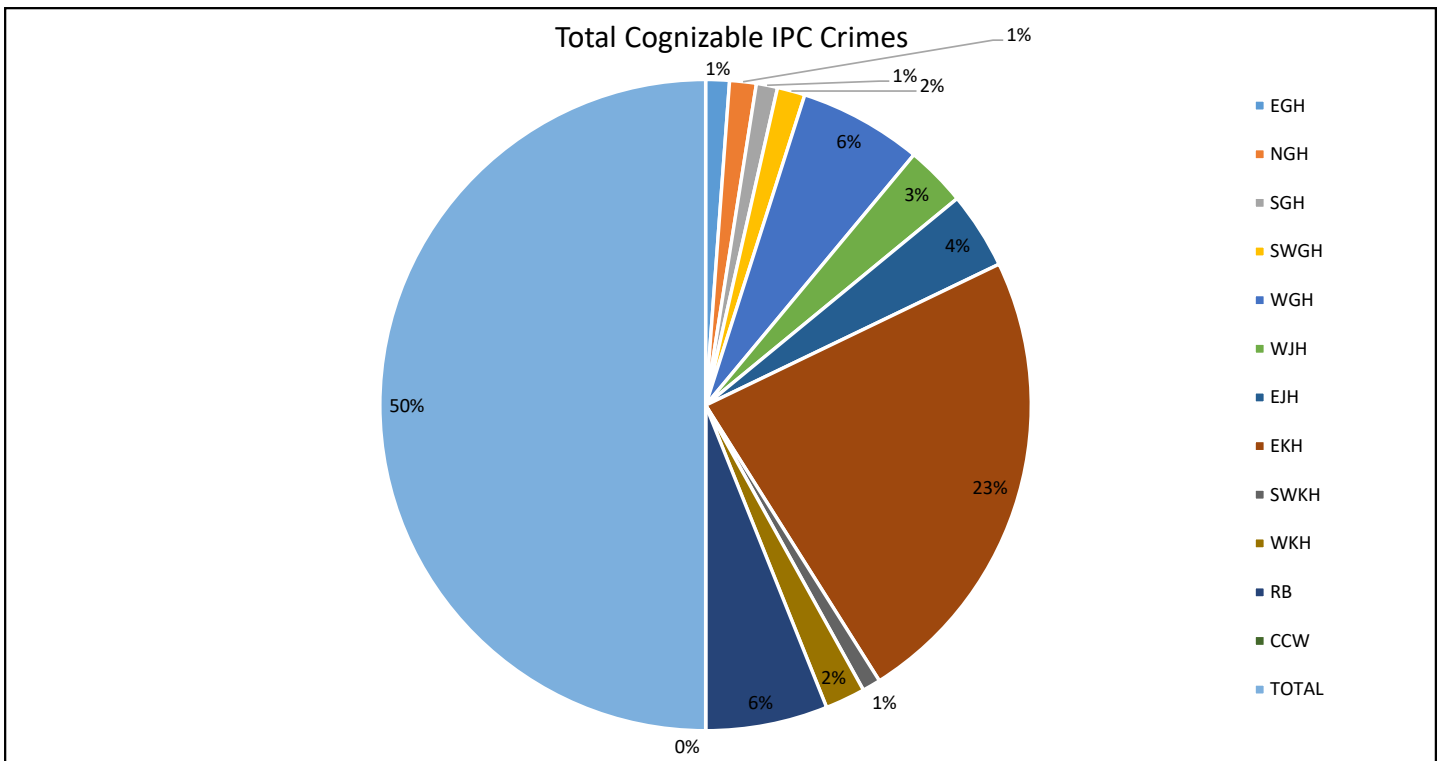


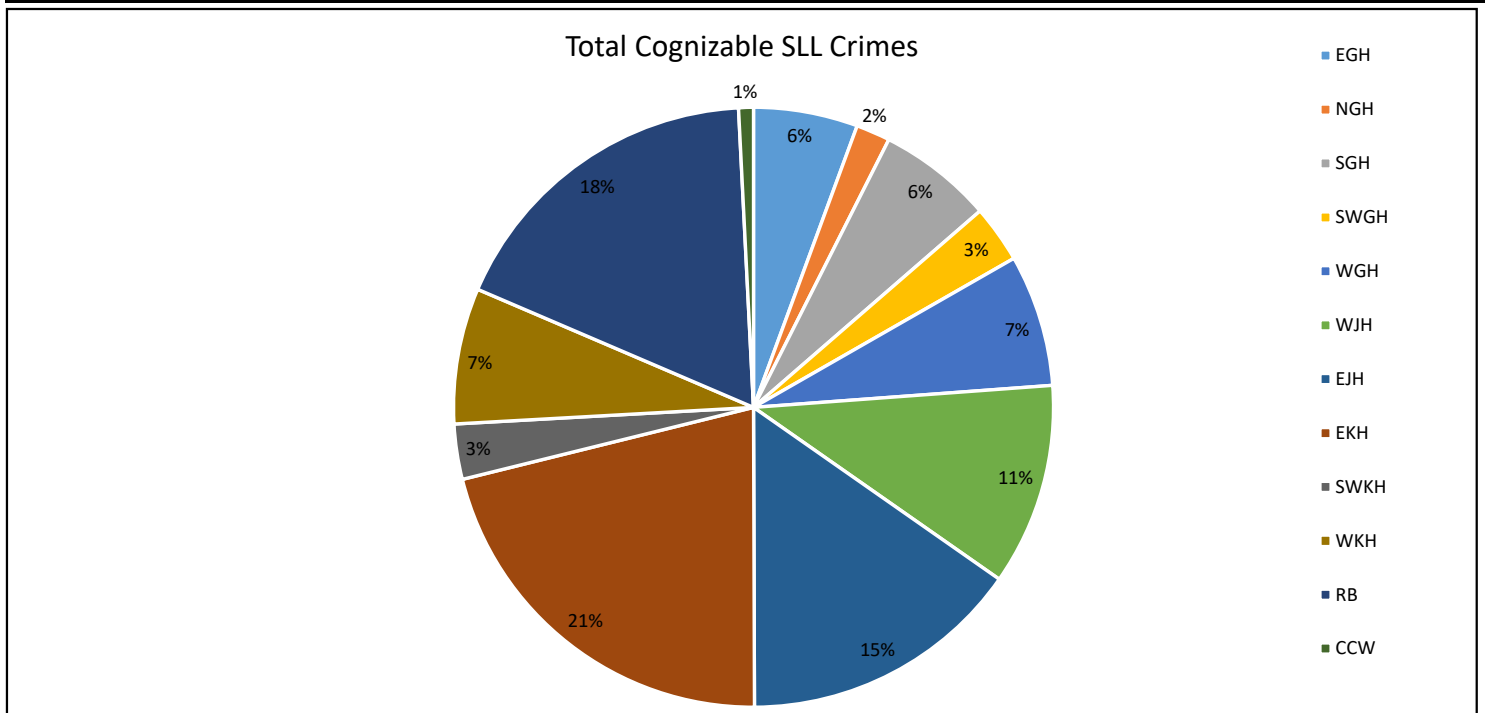
**District-wise Cognizable Crimes (under IPC) Reported in Meghalaya During the year 2020**

SL No	CRIME HEADS	EGH	NGH	SGH	SWGK	WGH	WJH	EJH	EKH	SWKH	WKH	RB	CCW	TOTAL
1	Murder	0	3	3	1	11	10	15	14	1	11	10	0	79
2	Attempt to Commit Murder	2	3	6	1	9	1	3	15	1	8	9	0	58
3	Culpable Homicide not Amounting to Murder	0	0	0	0	1	0	2	2	1	0	0	0	6
4	Rape	2	3	1	3	7	5	7	12	2	12	13	0	67
5	Attempt to Commit Rape	0	0	0	2	3	2	0	4	2	3	3	0	19
6	Kidnapping & Abduction	1	3	3	8	19	6	11	28	1	5	6	0	91
7	Dacoity	1	1	0	2	7	4	5	1	0	0	2	0	23
8	Robbery	2	2	0	0	9	5	3	25	0	0	8	0	54
9	Criminal Trespass/Burglary	7	1	5	0	18	0	10	150	4	12	23	0	230
10	Theft	21	13	13	21	67	48	61	382	4	17	64	0	711
11	Riots	0	0	0	0	0	0	0	1	0	0	1	0	2
12	Criminal Breach of Trust	2	0	0	1	7	0	12	16	0	3	6	0	47
13	Cheating	1	2	5	1	30	4	19	161	1	1	36	0	261
14	Forgery	1	3	0	0	13	2	0	11	1	2	0	0	33
15	Counterfeiting	0	0	0	0	0	0	0	1	2	1	0	0	4
16	Arson	3	1	0	0	0	2	0	20	6	1	6	0	39
17	Grievous Hurt	4	4	4	8	21	19	9	53	11	4	28	0	165
18	Dowry Deaths	0	0	0	0	0	0	0	1	0	0	0	0	1
19	Assault on Women with Intent to Outrage her Modesty	5	2	0	1	6	5	10	45	3	3	6	0	86
20	Insult to the Modesty of Women	0	0	1	0	2	0	0	12	0	0	1	0	16
21	Cruelty by Husband or his Relatives	0	1	0	0	9	0	0	2	0	2	3	0	17
22	Importation of Girls from Foreign Country	0	0	0	0	0	0	0	0	0	0	0	0	0
23	Causing Death by Negligence	5	3	0	8	7	5	21	32	1	6	19	0	107
24	Causing Injuries under Rash Driving	2	3	3	0	11	6	10	23	0	3	23	0	84
25	Offences Against State	0	0	0	0	0	0	0	0	0	0	0	0	0
26	Extortion	3	5	0	4	5	0	2	14	0	1	5	0	39
27	Human Trafficking (Section 370 & 370A IPC)	0	0	0	0	0	0	0	0	0	0	0	0	0
28	Unnatural Offences	0	0	0	0	0	0	0	2	0	0	0	0	2
29	Other IPC Crimes	5	23	17	18	89	49	19	304	11	19	76	0	630
30	<b>Total Cognizable IPC Crimes</b>	<b>67</b>	<b>76</b>	<b>61</b>	<b>79</b>	<b>351</b>	<b>173</b>	<b>219</b>	<b>1331</b>	<b>52</b>	<b>114</b>	<b>348</b>	<b>0</b>	<b>2871</b>



**District-wise distribution of Cognizable Crimes (under SLL) Reported in Mehalaya during the year 2020**

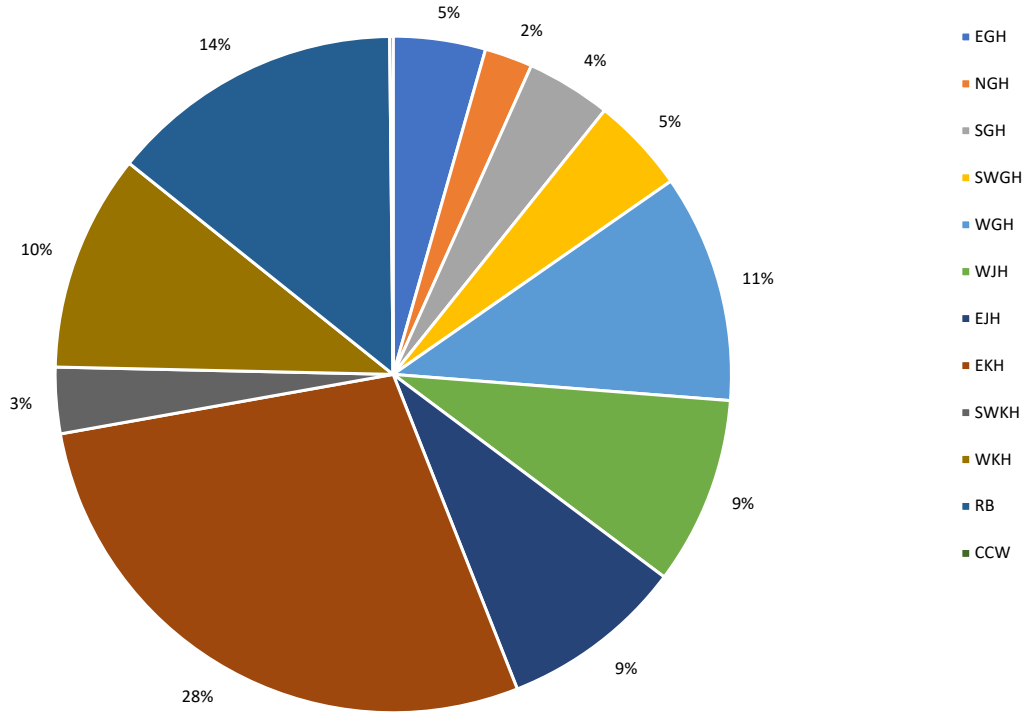
SL No	CRIME HEADS	EGH	NGH	SGH	SWG	WGH	WJH	EJH	EKH	SWKH	WKH	RB	CCW	TOTAL
1	Arms Act, 1959	6	3	1	0	7	0	0	2	1	1	1	0	22
2	Narcotic Drugs & Psychotropic Substances Act, 1985	0	1	8	5	10	3	7	27	5	4	6	0	76
3	Gambling Act, 1867	0	0	0	0	1	0	2	0	0	0	0	0	3
4	Excise Act, 1944	0	1	0	0	0	0	0	0	0	0	0	0	1
5	Explosives and Explosive Substances Act	1	0	0	0	0	1	3	1	0	1	2	0	9
6	Immoral Traffic (Prevention) Act, 1956	0	0	0	0	0	0	0	0	0	0	0	0	0
7	Essential Commodities Act, 1955	0	0	1	0	0	0	0	0	0	0	0	0	1
8	Dowry Prohibition Act, 1961	0	0	0	0	0	0	0	0	0	0	0	0	0
9	Copyright Act, 1957	0	0	0	0	0	0	0	2	0	0	0	0	2
10	Forest Act, 1927	0	0	0	0	0	0	0	0	0	0	1	0	1
11	Information Technology Act, 2000	20	0	1	3	2	0	0	58	3	6	24	0	117
12	Electricity Act, 2003	0	0	0	0	0	0	0	0	0	0	0	0	0
13	Unlawful Activities (Prevention) Act, 1967	0	0	5	0	0	3	0	2	0	0	0	0	10
14	Prevention of Damage to Public Property Act, 1984	0	0	1	0	0	0	0	2	7	0	1	0	11
15	Foreigners Act, 1946	0	0	1	2	5	7	4	2	0	0	0	0	21
16	Juvenile Justice (Care & Protection of Children) Act, 2000	0	0	0	0	0	0	7	0	0	0	1	0	8
17	POCSO Act(2012)	17	7	18	17	27	37	20	79	10	44	52	0	328
18	Other SLL Crimes	5	4	18	0	10	44	90	10	0	8	67	7	263
19	<b>Total Cognizable SLL Crimes</b>	49	16	54	27	62	95	133	185	26	64	155	7	873
20	<b>Total Cognizable Crimes (IPC + SLL)</b>	116	92	115	106	413	268	352	1516	78	178	503	7	3744



### District-wise Crimes against Women during the year 2020

SL. No	CrimeHead	EGH	NGH	SGH	SWGK	WGH	WJH	EJH	EKH	SWKH	WKH	RB	CCW	Total
1	Murder with Rape/Gang Rape	0	0	1	0	0	1	0	0	0	0	0	0	2
2	Dowry Deaths	0	0	0	0	0	0	0	1	0	0	0	0	1
3	Abetment to Suicide of Women	0	0	0	0	0	0	0	0	0	0	0	0	0
4	Acid Attack	0	0	0	0	0	0	2	0	0	0	0	0	2
5	Cruelty by Husband or his relatives	0	1	0	0	9	0	0	2	0	2	3	0	17
6	Kidnapping and Abduction of Women	1	0	1	3	7	1	11	4	1	0	0	0	29
7	Human Trafficking	0	0	0	0	0	0	0	0	0	0	0	0	0
8	Rape	2	3	1	3	7	5	7	12	2	12	13	0	67
9	Attempt to Commit Rape	0	0	0	2	3	2	0	4	2	3	3	0	19
10	Assault on Women with Intent to Outrage her Modesty	5	2	0	1	6	5	10	45	3	3	6	0	86
11	Insult to the Modesty of Women	0	0	1	0	2	0	0	12	0	0	1	0	16
12	<b>Total IPC Crimes against Women</b>	<b>8</b>	<b>6</b>	<b>4</b>	<b>9</b>	<b>34</b>	<b>14</b>	<b>30</b>	<b>80</b>	<b>8</b>	<b>20</b>	<b>26</b>	<b>0</b>	<b>239</b>
1	Dowry Prohibition Act	0	0	0	0	0	0	0	0	0	0	0	0	0
2	Immoral Traffic (Prevention) Act	0	0	0	0	0	0	0	0	0	0	0	0	0
3	Protection of Women from Domestic Violence Act	0	0	0	0	0	0	0	0	0	0	0	0	0
4	Cyber Crimes/Information Technology Act	0	0	1	0	1	0	0	4	0	0	2	1	9
5	Protection of Children from Sexual Offences Act	17	7	18	17	27	37	20	76	10	39	52	0	320
6	<b>Total SLL Crimes against Women</b>	<b>17</b>	<b>7</b>	<b>19</b>	<b>17</b>	<b>28</b>	<b>37</b>	<b>20</b>	<b>80</b>	<b>10</b>	<b>39</b>	<b>54</b>	<b>1</b>	<b>329</b>
7	<b>Total Crime against Women</b>	<b>25</b>	<b>13</b>	<b>23</b>	<b>26</b>	<b>62</b>	<b>51</b>	<b>50</b>	<b>160</b>	<b>18</b>	<b>59</b>	<b>80</b>	<b>1</b>	<b>568</b>

Total Crime against Women 2020



**DISTRICT-WISE CRIME AGAINST CHILDREN DURING THE YEAR 2020**

Sl.No	Crime Heads	EGH	NGH	SGH	SWGK	WGH	WJH	EJH	EKH	SWKH	WKH	RB	CCW	TOTAL
1	Murder	0	0	1	0	0	2	0	0	0	0	0	0	3
2	Abetment of Suicide of Child	0	0	0	0	0	0	0	0	0	0	0	0	0
3	Attempt to Commit Murder	0	0	0	0	0	0	0	0	0	0	0	0	0
4	Infanticide	0	0	0	0	0	0	0	0	0	0	0	0	0
5	Foeticide	0	0	0	0	0	0	0	0	0	0	0	0	0
6	Exposure and Abandonment	0	0	0	0	0	0	0	2	0	0	0	0	2
7	Simple Hurt	0	0	0	0	0	0	0	0	0	0	0	0	0
8	Grievous Hurt	0	0	0	0	0	0	0	0	1	0	0	0	1
9	Kidnapping and Abduction of Children	1	0	1	3	7	4	10	21	0	0	3	0	50
10	Human Trafficking	0	0	0	0	0	0	0	0	0	0	0	0	0
11	Selling of Minors for Prostitution	0	0	0	0	0	0	0	0	0	0	0	0	0
12	Buying of Minors for Prostitution	0	0	0	0	0	0	0	0	0	0	0	0	0
13	Rape	0	0	0	0	1	0	0	0	0	0	0	0	1
14	Attempt to Commit Rape	0	0	0	2	0	0	0	0	0	0	0	0	2
15	Assault on Women with Intent to Outrage her Modesty	0	0	0	0	0	0	10	0	0	0	0	0	10
16	Insult to the Modesty of Women	0	0	0	0	0	0	0	0	0	0	0	0	0
17	Other IPC Crimes	0	0	0	0	4	4	0	2	0	0	0	0	10
18	Total IPC Crimes against Children	1	0	2	5	12	10	20	25	1	0	3	0	79
19	Protection of Children from Sexual Offences Act.	17	7	18	17	27	37	20	79	10	44	52	0	328
20	Juvenile Justice (Care and Protection of Children) Act	0	0	0	0	0	0	7	0	0	0	1	0	8
21	Immoral Traffic (Prevention) Act	0	0	0	0	0	0	0	0	0	0	0	0	0
22	Child Labour (Prohibition & Regulation) Act	0	0	0	0	0	0	0	0	0	0	0	0	0
23	Prohibition of Child Marriage Act	0	0	0	0	0	0	0	0	0	0	0	0	0
24	Transplantation of Human Organs Act	0	0	0	0	0	0	0	0	0	0	0	0	0
25	Cyber Crimes/Information Technology Act	0	0	0	0	0	0	0	0	0	0	0	0	0
26	Prevention of Witchcraft/Witch Practices Act											0	0	0
27	Other SLL crimes	0	0	0	0	0	0	0	0	0	0	0	0	0
28	Total SLL Crimes	17	7	18	17	27	37	27	79	10	44	53	0	336
29	Total IPC Crimes against Children	1	0	2	5	12	10	20	25	1	0	3	0	79
30	<b>Total Crimes against Children</b>	<b>18</b>	<b>7</b>	<b>20</b>	<b>22</b>	<b>39</b>	<b>47</b>	<b>47</b>	<b>104</b>	<b>11</b>	<b>44</b>	<b>56</b>	<b>0</b>	<b>415</b>

